WOLONG 卧龙

随 时 随 地　　如 您 所 需

全 球 振 动 技 术 的 领 导 者

振动电机

相关产品系列

助流气碟

旋转型气动振动器

直线型气动振动器

气 锤

阻旋式料位器

混凝土振动棒

变 频 器



侧板电机



全 球 振 动 技 术 领 导 者

地址：中国浙江省绍兴市上虞区人民西路1801号
电话：+86-575-82176722
传真：+86-575-82176599
邮编：312300
邮箱：winfo@wolong.com
网址：www.oli-wolong.com

版本号：V21.05　注：产品资料因不断发展而有所变更,欧力-卧龙保留最后权利

OLI

a WOLONG company

中 意 合 资 ： 绍 兴 欧 力 — 卧 龙 振 动 机 械 有 限 公 司

SINO-ITALIAN JOINT VENTURE:SHAOXING OLI-WOLONG VIBRATOR CO.,LTD.

微信公众号　网站

介　绍 Intro

公司简介 Company profile 04

技术特点 Technical features 06

产品系列 Vibrator ranges 07

标准系列 MVE standard range

2极 2 poles 08

4极 4 poles 08

6极 6 poles 10

8极 8 poles 12

2极单相 2 poles single phase 14

微型 MICRO 14

直流 Direct Current 15

防爆系列 MVE-D explosion proof

2-4-6-8极 2-4-6-8 poles 16

安装使用 Installation

安装 Mounting 20

激振力调节 Vibration intensity adjust 22

全球振动技术领导者

欧力是全球最大的振动电机和气动振动器制造商之一。

欧力在全球设有19个销售子公司，36个仓库和7个制造工厂，时刻为客户提供高水准的服务。

绍兴欧力-卧龙振动机械有限公司是一家由卧龙电气集团股份有限公司（股票代码：600580）与意大利WAM集团OLI公司共同投资组建的中外合资企业。公司全套引进意大利先进的技术和工艺，专业生产各类料位器、振动电机以及振动棒等产品。

公司具有先进的设备、独特的工艺、完善的检测手段和科学的质量控制，产品已经通过“CE” "CCC” “EX”认证。现公司50%的产品出口到欧美等国家和地区。

“欧力—卧龙”追求的是品质为先、情系用户。公司愿为用户的产品能保持最佳的使用状态而倾注满腔的热情和出色的技术。

Worldwide leader in vibration technology

OLI is the world's top selling manufacture of Electric and Pneumatic Vibrators.

A high level of customer service is guaranteed through 19 OLI Trading Subsidiaries, 36 local warehouses and 7 manufacturing plants worldwide.

OLI-WOLONG, a joint venture invested mutually by Wolong Electric Group Co.,Ltd(600580) and Italy WAM Group O.L.I. srl, its fashionable and most advanced technology and process techniques are fully introduced from Italy, specializing in manufacturing Level indicators， MVE series motovibrators, VAF vibrating needles etc.

The company has advanced equipments, unique process, perfect test system and scientific quality control. The products had been certified with "CE" "CCC"and"EX"certificate. Now 50 percent company's products are exported to Europe, United States and other countries.

OLI-WOLONG' demands for products is Quality lies first and the company should have a deep concern about the consumers. OLI-WOLONG is willing to provide warm service and excellent technique to make consumers' products maintain their best state.

三大产品线 OUR 3 DIVISIONS

为客户提供最佳的解决方案

PROVIDE CUSTOMERS WITH OPTIMAL SOLUTIONS FOR ALL REQUIREMENTS

工业振动器 INDUSTRIAL VIBRATORS	助流产品 FLOW AIDS	混凝土振实 CONCRETE CONSOLIDATION
		
振动设备用振动电机 Electric motovibrators for vibrating equipments.	解决助流问题的电动和气动振动器 Comprehensive range of electric and pneumatic vibrators to solve any problem of flowability.	高效、可靠的混凝土振实用振动棒和变频器 Internal concrete vibrators and converters for reliable and efficient concrete compaction.



技术特点 TECHNICAL FEATURES

品 质 QUALITY



世界级的材料/绝缘等级F级/耐久的密封
优质的轴承/坚固的机座设计 - FEM设计
真空浸漆/FMEA有限元分析/3D质量检测

World class materials/Class F insulation
Durable sealing/Premium bearings
Strong body design - FEM designed
Vacuum insulation/FMEA analysis/3D quality check

效 率 EFFICIENCY

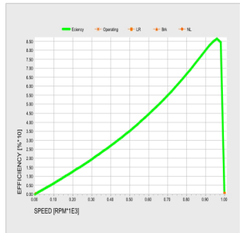

最佳功率/重量比
S1连续工作制
最佳电气设计

Optimised power/weight ratio
S1 continuous duty service
Optimized electric design

可靠性 RELIABILITY



PTC热敏电阻130°
特殊的油脂保留装置
耐热
防护等级IP66
绝缘等级F级

PTC thermistor 130°C
Specifc grease retaining device
Tropicalised standard
IP66 protection
Class F insulation

灵活性 FLEXIBILITY



偏心块易调节
多电压/频率可选
易接线
多安装孔

Easy mass adjustment
Various voltages and frequencies available
Easy access to the terminal box
Multiple eye-bolts

产品系列 Vibrator Range

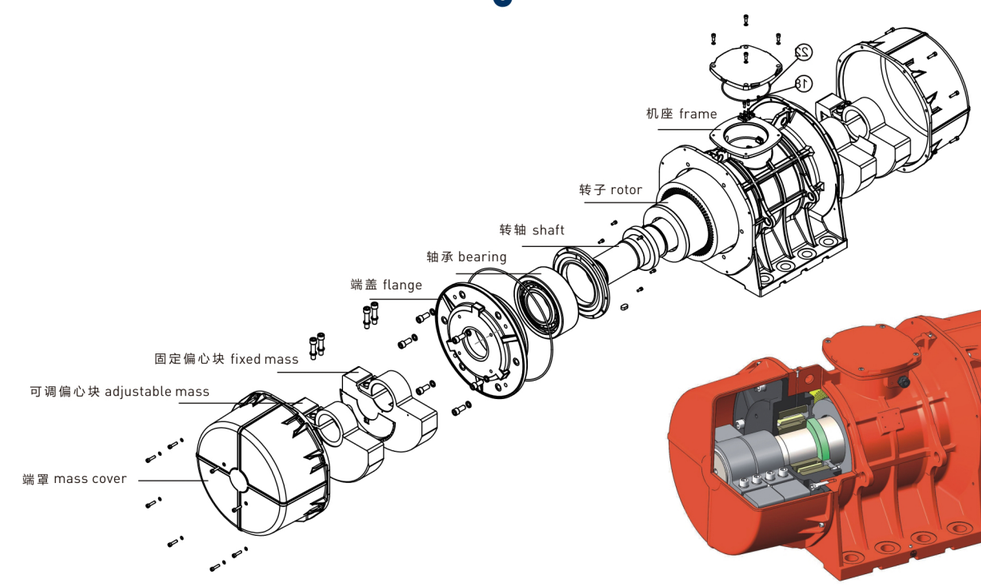

型号 Model			极数 Pole	激振力 Force kN	电压等级 Voltage Class	转速 Speed rpm	激振功率 Power kW	认证 Certifications
标准系列 Standard	2-8极	MVE	2	0.7-150	三相220V-690V 50Hz或60Hz	3000	0.03-15	SIZE10-60 MVE3200/3 CCC证书
			4	0.3-141		1500	0.03-8.9	
			6	0.5-400		1000	0.03-30	
			8	1-210		750	0.08-18	
	单相 Single-phase	MVE-M	4	2	115V 60Hz 和220V 50Hz	1500	0.08	
	微型 Micro	MIRCO	2	0.04-0.4	三相220V-460V 50Hz或60Hz 单相115V 60Hz 和220V 50Hz	3000	0.03-0.07	
	直流 Direct Current	MVE-BLDC	—	0.5-15	12v,24V和36V	3000	0.1-0.52	
防爆系列 Explosion Proof	2-8极	MVE-D	2	8-90	三相220V-460V 50Hz或60Hz	3000	0.55-5.3	ExdⅡ BT4 Gb
			4	7-100		1500	0.37-5.8	
			6	3-199		1000	0.16-12	
			8	2-135		750	0.12-8.4	

注：特殊电压/频率可根据客户要求定制

标准系列 MVE STANDARD RANGE



*

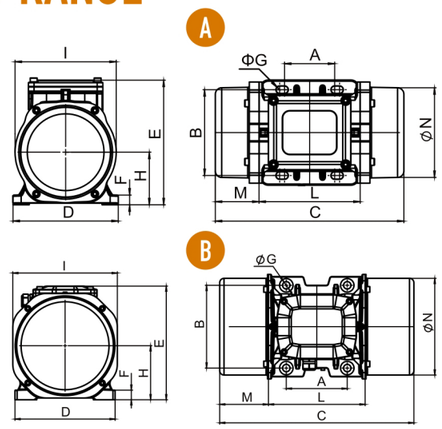

2 POLES - 3000 rpm

型号 Type	激振力 Force		输出功率 Power	电流 Current	重量 Weight	机座号 Size
	kg	kN	kW	A max	kg	
MVE60/3N-10A0	71	0.7	0.04	0.25	4.7	10A0
MVE100/3N-10A0	99	1	0.04	0.25	4.9	10A0
MVE200/3N-20A0	198	2	0.09	0.35	6.6	20A0
MVE300/3N-30A0	311	3	0.16	0.52	10.2	30A0
MVE400/3N-30A0	400	4	0.2	0.58	11.0	30A0
MVE500/3N-40A0	516	5	0.37	0.96	16.0	40A0
MVE700/3N-40A0	750	7	0.45	1.25	16.8	40A0
MVE800/3N-50A0	788	8	0.55	1.45	20.1	50A0
MVE1200/3N-50A0	1018	10	0.75	1.85	21.8	50A0
MVE1300/3N-50A0	1386	13	1.1	2.44	23.9	50A0
MVE1600/3N-60A0	1571	16	1.25	2.94	54.0	60A0
MVE2000/3N-60A0	2033	20	2	3.75	55.8	60A0
MVE2300/3N-60A0	2310	23	2	4.44	57.0	60A0
MVE3200/3N-75A1	3250	32	2.2	5.3	109.0	75A1
MVE4000/3N-75A1	4030	40	2.3	5.3	105.2	75A1
MVE5000/3N-75A1	5070	50	3.5	7.22	110.0	75A1
				A max(△)		
MVE6500/3N-85A0	6500	65	4.2	9.4	211.0	85A0
MVE9000/3N-85A0	9030	90	7.2	17.8	215.5	85A0
MVE12000/3N-90A0	12245	120	10	19	267.7	90A0
MVE15000/3N-90A0	15204	150	15	27.5	325.0	90A0

4 POLES - 1500 rpm

型号 Type	激振力 Force		输出功率 Power	电流 Current	重量 Weight	机座号 Size
	kg	kN	kW	A max	kg	
MVE40/15N-10A0	32	0.3	0.03	0.31	4.8	10A0
MVE90/15N-20A0	90	0.9	0.04	0.31	7.1	20A0
MVE200/15N-30A0	183	2	0.06	0.49	12.1	30A0
MVE250/15N-30A0	257	2.5	0.07	0.54	13.0	30A0
MVE300/15N-30A0	305	3	0.08	0.62	13.7	30A0
MVE400/15N-40A0	388	4	0.15	0.84	19.3	40A0
MVE500/15N-40A0	518	5	0.25	1.06	21.0	40A0
MVE700/15N-50A0	693	7	0.37	1.32	27.6	50A0
MVE800/15N-50A0	807	8	0.4	1.36	28.5	50A0
MVE1100/15N-50A0	1045	11	0.4	1.4	35.2	50A0
MVE1400/15N-60A0	1406	14	0.45	1.78	63.2	60A0
MVE1700/15N-60A0	1757	17	0.75	2.16	67.0	60A0
MVE2400/15N-60A0	2420	24	1	3.2	75.7	60A0
MVE2500/15N-70A0	2500	25	1.2	3.08	86.0	70A0
MVE3000/15N-70A0	3065	30	1.5	3.68	94.0	70A0
MVE3800/15N-75A0	3830	38	1.72	4.15	125.0	75A0
MVE4300/15N-75A0	4312	43	1.94	4.5	130.0	75A0
MVE5500/15N-80A0	5586	55	2.2	6.5	165.8	80A0
				A max(△)		
MVE7200/15N-85A0	7191	72	3	8.5	231.0	85A0
MVE9000/15N-85A0	8933	90	5.8	13.4	246.0	85A0
MVE10000/15N-90A0	10152	100	6.3	14.4	329.0	90A0
MVE11500/15N-100A0	11778	116	8.4	15.5	445	100A0
MVE14500/15N-100A0	14465	141	8.9	18.5	460	100A0

注：1.可根据客户需求定制特殊电压；2.可根据客户需求加工Friedrich、Invicta等电机安装孔；3.(△)标示380V/50Hz下“△”接法的电流，没标是指“Y”型接法380V/50Hz下的电流。 * 机座号SIZE40A0

标准系列 MVE STANDARD RANGE



*

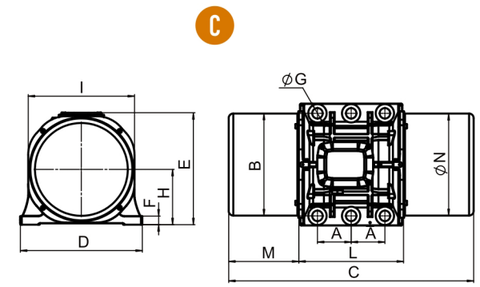

2 POLES - 3000 rpm

型号 Type	A	B	C	D	E	F	ØG	H	I	L	M	ØN	电线接头 Cable Gland	图号 Fig
MVE60/3N-10A0	62-74	106	213	130	136	10	9	50	96	123	45	86	M16X1.5	A
MVE100/3N-10A0	62-74	106	213	130	136	10	9	50	96	123	45	86	M16X1.5	A
MVE200/3N-20A0	62-74	106	233	130	158	12	9	65	125	125	54	112	M20X1.5	A
MVE300/3N-30A0	90	125	255	150	174	14	13	79	150	171	42	135	M20X1.5	B
MVE400/3N-30A0	90	125	278	150	174	14	13	79	150	171	53.5	135	M20X1.5	B
MVE500/3N-40A0	105	140	331	170	197	20	13	92	174	175	78	160	M20X1.5	B
MVE700/3N-40A0	105	140	331	170	197	20	13	92	174	175	78	160	M20X1.5	B
MVE800/3N-50A0	120	170	321	208	211	22	17	96	185	197	62	170	M20X1.5	B
MVE1200/3N-50A0	120	170	321	208	211	22	17	96	185	197	62	170	M20X1.5	B
MVE1300/3N-50A0	120	170	321	208	211	22	17	96	185	197	62	170	M20X1.5	B
MVE1600/3N-60A0	140	190	402	230	261	26	17	124	240	222	90	222	M25X1.5	B
MVE2000/3N-60A0	140	190	402	230	261	26	17	124	240	222	90	222	M25X1.5	B
MVE2300/3N-60A0	140	190	402	230	261	26	17	124	240	222	90	222	M25X1.5	B
MVE3200/3N-75A1	155	255	516	304	314	30	25	147	285	282	117	265	M32X1.5	B
MVE4000/3N-75A1	155	255	516	304	314	30	25	147	285	282	117	265	M32X1.5	B
MVE5000/3N-75A1	155	255	564	304	314	30	25	147	285	282	141	265	M32X1.5	B
MVE6500/3N-85A0	200	320	624	385	402	40	28	203	394	364	130	378	M32X1.5	B
MVE9000/3N-85A0	200	320	624	385	402	40	28	203	394	364	130	378	M32X1.5	B
MVE12000/3N-90A0	125	380	648	452	415	40	39	205	394	388	130	378	M32X1.5	C
MVE15000/3N-90A0	125	380	648	452	415	40	39	205	394	388	130	378	M32X1.5	C

4 POLES - 1500 rpm

型号 Type	A	B	C	D	E	F	ØG	H	I	L	M	N	电线接头 Cable Gland	图号 Fig
MVE40/15N-10A0	62-74	106	213	130	136	10	9	50	96	123	45	86	M16X1.5	A
MVE90/15N-20A0	62-74	106	233	130	158	12	9	65	125	125	54	112	M20X1.5	A
MVE200/15N-30A0	90	125	278	150	174	14	13	79	150	171	53.5	135	M20X1.5	B
MVE250/15N-30A0	90	125	305	150	174	14	13	79	150	171	67	135	M20X1.5	B
MVE300/15N-30A0	90	125	305	150	174	14	13	79	150	171	67	135	M20X1.5	B
MVE400/15N-40A0	105	140	331	170	197	20	13	92	174	175	78	160	M20X1.5	B
MVE500/15N-40A0	105	140	331	170	197	20	13	92	174	175	78	160	M20X1.5	B
MVE700/15N-50A0	120	170	391	208	211	22	17	96	185	197	97	170	M20X1.5	B
MVE800/15N-50A0	120	170	391	208	211	22	17	96	185	197	97	170	M20X1.5	B
MVE1100/15N-50A0	120	170	455	208	211	22	17	96	185	197	129	170	M20X1.5	B
MVE1400/15N-60A0	140	190	446	230	261	26	17	124	240	222	112	222	M25X1.5	B
MVE1700/15N-60A0	140	190	446	230	261	26	17	124	240	222	112	222	M25X1.5	B
MVE2400/15N-60A0	140	190	490	230	261	26	17	124	240	222	134	222	M25X1.5	B
MVE2500/15N-70A0	155	225	501	275	290	30	22	140	256	255	123	236	M25X1.5	B
MVE3000/15N-70A0	155	225	535	275	290	30	22	140	256	255	140	236	M25X1.5	B
MVE3800/15N-75A0	155	255	584	304	314	30	23.5	147	285	282	151	265	M32X1.5	B
MVE4300/15N-75A0	155	255	584	304	314	30	23.5	147	285	282	151	265	M32X1.5	B
MVE5500/15N-80A0	180	280	603	332	354	35	26	170	330	317	143	311	M32X1.5	B
MVE7200/15N-85A0	200	320	624	385	402	40	28	203	394	364	130	378	M32X1.5	B
MVE9000/15N-85A0	200	320	624	385	402	40	28	203	394	364	130	378	M32X1.5	B
MVE10000/15N-90A0	125	380	728	452	415	40	39	205	394	388	170	378	M32X1.5	C
MVE11500/15N-100A0	140	440	890	530	484	37	45	232	446	470	210	424	M32X1.5	C
MVE14500/15N-100A0	140	440	890	530	484	37	45	232	446	470	210	424	M32X1.5	C

* 机座号SIZE90A0

标准系列 MVE STANDARD RANGE



*1



*2

6 POLES - 1000 rpm

型号 Type	激振力 Force		输出功率 Power	电流 Current	重量 Weight	机座号 Size
	kg	kN	kW	A max	kg	
MVE50/1N-30A0	51	0.5	0.03	0.30	10.0	30A0
MVE100/1N-30A0	105	1	0.04	0.30	12.7	30A0
MVE200/1N-40A0	185	1.8	0.05	0.65	19.4	40A0
MVE300/1N-50A0	308	3	0.16	0.67	27.3	50A0
MVE400/1N-50A0	408	4	0.25	1.22	30.8	50A0
MVE500/1N-50A0	510	5	0.37	1.22	34.6	50A0
MVE800/1N-60A0	781	7.8	0.45	1.42	64.4	60A0
MVE1100/1N-60A0	1067	11	0.55	1.42	83.1	60A0
MVE1400/1N-60A0	1378	14	0.70	1.95	85.4	60A0
MVE1600/1N-60A0	1600	16	0.75	2.06	88.4	60A0
MVE1620/1N-70A0	1622	16	0.75	2.40	96.0	70A0
MVE2100/1N-70A0	2026	21	1.1	3.00	108.0	70A0
MVE2600/1N-75A0	2573	26	1.5	4.10	146.0	75A0
MVE3000/1N-75A0	2931	30	1.7	4.50	155.0	75A0
MVE3800/1N-80A0	3762	38	2	5.50	188.0	80A0
MVE4700/1N-80A0	4682	47	2.35	6.50	206.2	80A0
MVE5200/1N-85A0	5266	52	2.6	6.92	260.0	85A0
MVE6500/1N-85A0	6582	65	2.9	7.76	280.0	85A0
A max(△)						
MVE8000/1N-85A0	8056	80	4.5	12.6	300.0	85A0
MVE9000/1N-85A0	9098	90	5	13.2	311.0	85A0
MVE10000/1N-90A0	10106	100	6	14.0	401.5	90A0
MVE13001/1N-90A0	13276	130	7	16.4	438.0	90A0
MVE15000/1N-105A0	15077	144	9	18.0	686.5	105A0
MVE17500/1N-105A0	17855	176	11	21.0	744.0	105A0
MVE19500/1N-105A0	20056	199	12	24.0	768.0	105A0
MVE22000/1N-110A0	22730	223	16	28.0	916.0	110A0
MVE25000/1N-110A0	25879	250	16	28.0	994.0	110A0
MVE30000/1N-120A0	30800	300	23	52.5	1231	120A0
MVE40000/1N-130A0	41252	400	30	62.2	1765	130A0

*1 机座号SIZE105A0 *2 机座号SIZE50A0

注：1.可根据客户需求定制特殊电压；2.可根据客户需求加工Friedrich、Invicta等电机安装孔；3.(◇)标示380V/50Hz下“◇”接法的电流，没标是指“Y”型接法380V/50Hz下的电流。

标准系列 MVE STANDARD RANGE

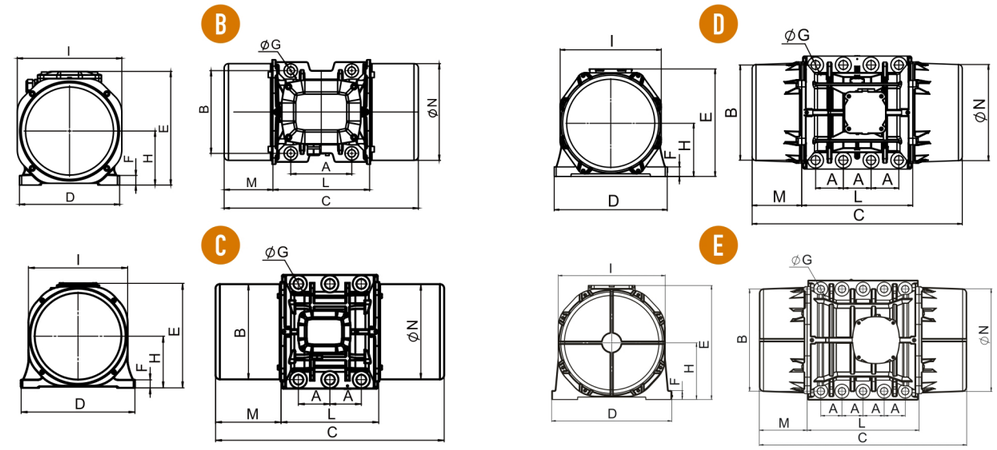

6 POLES - 1000 rpm

型号 Type	A	B	C	D	E	F	ØG	H	I	L	M	ØN	电线接头 Cable Gland	图号 Fig
MVE50/1N-30A0	90	125	278	150	174	14	13	79	150	171	53.5	135	M20X1.5	B
MVE100/1N-30A0	90	125	305	150	174	14	13	79	150	171	67	135	M20X1.5	B
MVE200/1N-40A0	105	140	331	170	197	20	13	92	174	175	78	160	M20X1.5	B
MVE300/1N-50A0	120	170	391	208	211	22	17	96	185	197	97	170	M20X1.5	B
MVE400/1N-50A0	120	170	455	208	211	22	17	96	185	197	129	170	M20X1.5	B
MVE500/1N-50A0	120	170	455	208	211	22	17	96	185	197	129	170	M20X1.5	B
MVE800/1N-60A0	140	190	446	230	261	26	17	124	240	222	112	222	M25X1.5	B
MVE1100/1N-60A0	140	190	490	230	261	26	17	124	240	222	134	222	M25X1.5	B
MVE1400/1N-60A0	140	190	566	230	261	26	17	124	240	222	172	222	M25X1.5	B
MVE1600/1N-60A0	140	190	566	230	261	26	17	124	240	222	172	222	M25X1.5	B
MVE1620/1N-70A0	155	225	563	275	290	30	22	140	256	255	154	236	M25X1.5	B
MVE2100/1N-70A0	155	225	623	275	290	30	22	140	256	255	184	236	M25X1.5	B
MVE2600/1N-75A0	155	255	692	304	314	30	23.5	147	285	282	205	265	M32X1.5	B
MVE3000/1N-75A0	155	255	692	304	314	30	23.5	147	285	282	205	265	M32X1.5	B
MVE3800/1N-80A0	180	280	683	332	354	35	26	170	330	317	183	311	M32X1.5	B
MVE4700/1N-80A0	180	280	733	332	354	35	26	170	330	317	208	311	M32X1.5	B
MVE5200/1N-85A0	200	320	704	385	402	40	28	203	394	364	170	378	M32X1.5	B
MVE6500/1N-85A0	200	320	704	385	402	40	28	203	394	364	170	378	M32X1.5	B
MVE8000/1N-85A0	200	320	774	385	402	40	28	203	394	364	205	378	M32X1.5	B
MVE9000/1N-85A0	200	320	774	385	402	40	28	203	394	364	205	378	M32X1.5	B
MVE10000/1N-90A0	125	380	908	452	415	40	39	205	394	388	260	378	M32X1.5	C
MVE13001/1N-90A0	125	380	948	452	415	40	39	205	394	388	280	378	M32X1.5	C
MVE15000/1N-105A0	140	480	980	570	542	48	45	268	510	560	210	490	M32X1.5	D
MVE17500/1N-105A0	140	480	1060	570	542	48	45	268	510	560	250	490	M32X1.5	D
MVE19500/1N-105A0	140	480	1060	570	542	48	45	268	510	560	250	490	M32X1.5	D
MVE22000/1N-110A0	140	520	1130	610	594	42	45	297	560	560	285	530	M32X1.5	D
MVE25000/1N-110A0	140	520	1130	610	594	42	45	297	560	560	285	530	M32X1.5	D
MVE30000/1N-120A0	140	600	1167	700	636	45	45	320	610	585	291	600	M32X1.5	D
MVE40000/1N-130A0	130	630	1278	740	704	55	45	350	660	690	294	631	M32X1.5	E

标准系列 MVE STANDARD RANGE



*1



*2

8 POLES - 750 rpm

型号 Type	激振力 Force		输出功率 Power	电流 Current	重量 Weight	机座号 Size
	kg	kN	kW	A max	kg	
MVE150/075N-40A0	105	1	0.08	1.14	20.0	40A0
MVE250/075N-50A0	180	2	0.12	0.90	28.0	50A0
MVE400/075N-50A0	264	2.5	0.12	0.90	34.7	50A0
MVE650/075N-60A0	431	4.5	0.2	1.20	69.0	60A0
MVE900/075N-60A0	589	6	0.45	1.23	72.5	60A0
MVE1300/075N-70A0	941	9	0.56	2.20	98.0	70A0
MVE2100/075N-75A0	1468	15	1	2.81	146.0	75A0
MVE3100/075N-80A0	2116	21	1.4	4.50	202.0	80A0
MVE3800/075N-80A0	2578	25	1.75	6.00	205.6	80A0
MVE4200/075N-85A0	2962	30	2.1	7.15	254.0	85A0
MVE5300/075N-85A0	3759	35	2.7	8.00	288.1	85A0
MVE6500/075N-85A0	4588	45	3.65	8.78	312.9	85A0
A max(△)						
MVE10000/075N-90A0	6935	70	5.1	13.5	438.0	90A0
MVE12000/075N-100A0	9133	87	6.1	13.5	571.0	100A0
MVE14000/075N-105A0	11581	114	7.4	19.0	751.0	105A0
MVE17000/075N-105A0	13852	135	8.4	20.0	812.0	105A0
MVE22000/075N-110A0	18388	180	10	28.0	982.0	110A0
MVE30000/075N-120A0	21521	210	18	37.6	1150.0	120A0

*1 机座号SIZE105A0 *2 机座号SIZE50A0

注：1.可根据客户需求定制特殊电压；2.可根据客户需求加工Friedrich、Invicta等电机安装孔；3.(△)标示380V/50Hz下“△”接法的电流，没标是指“Y”型接法380V/50Hz下的电流。

标准系列 MVE STANDARD RANGE

B

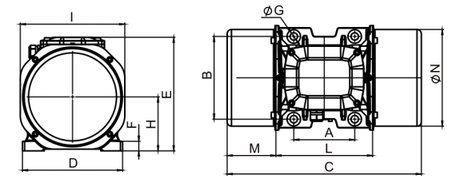

C

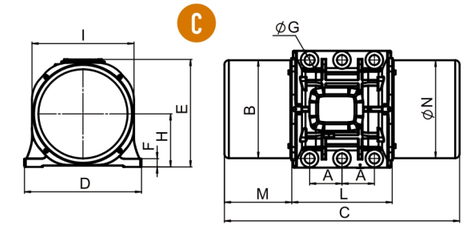

D

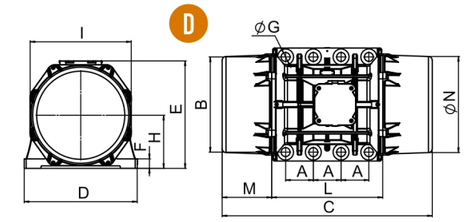

8 POLES - 750 rpm

型号 Type	A	B	C	D	E	F	ØG	H	I	L	M	ØN	电线接头 Cable Gland	图号 Fig
MVE150/075N-40A0	105	140	331	170	197	20	13	92	174	175	78	160	M20X1.5	B
MVE250/075N-50A0	120	170	391	208	211	22	17	96	185	197	97	170	M20X1.5	B
MVE400/075N-50A0	120	170	455	208	211	22	17	96	185	197	129	170	M20X1.5	B
MVE650/075N-60A0	140	190	446	230	261	26	17	124	240	222	112	222	M25X1.5	B
MVE900/075N-60A0	140	190	490	230	261	26	17	124	240	222	134	222	M25X1.5	B
MVE1300/075N-70A0	155	225	563	275	290	30	22	140	256	255	154	236	M25X1.5	B
MVE2100/075N-75A0	155	255	692	304	314	30	23.5	147	285	282	205	265	M32X1.5	B
MVE3100/075N-80A0	180	280	683	332	354	35	26	170	330	317	183	311	M32X1.5	B
MVE3800/075N-80A0	180	280	733	332	354	35	26	170	330	317	208	311	M32X1.5	B
MVE4200/075N-85A0	200	320	704	385	402	40	28	203	394	364	170	378	M32X1.5	B
MVE5300/075N-85A0	200	320	704	385	402	40	28	203	394	364	170	378	M32X1.5	B
MVE6500/075N-85A0	200	320	774	385	402	40	28	203	394	364	205	378	M32X1.5	B
MVE10000/075N-90A0	125	380	948	452	415	40	39	205	394	388	280	378	M32X1.5	C
MVE12000/075N-100A0	140	440	1020	530	484	37	45	232	446	470	275	424	M32X1.5	C
MVE14000/075N-105A0	140	480	1060	570	542	48	45	268	510	560	250	490	M32X1.5	D
MVE17000/075N-105A0	140	480	1120	570	542	48	45	268	510	560	280	490	M32X1.5	D
MVE22000/075N-110A0	140	520	1130	610	594	42	45	297	560	560	285	530	M32X1.5	D
MVE30000/075N-120A0	140	600	1167	700	635.5	45	45	320	610	585	291	602	M32X1.5	D

标准系列 MVE STANDARD RANGE

单相 2/4 POLES SINGLE-PHASE - 3000/1500 rpm



*

A

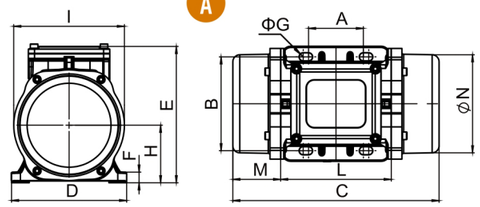

单 相 SINGLE-PHASE

型号 Type	激振力 Force kg	激振力 Force kN	输出功率 Power kW	电流 (220V/50Hz) Current A max	重量 Weight kg	电容 Capacitor μF	机座号 Size
MVE60/3N-10A0-M	66	0.7	0.08	0.43	4.7	4	10A0
MVE100/3N-10A0-M	99	1	0.1	0.54	4.8	4	10A0
MVE200/3N-20A0-M	197	2	0.18	1.14	6.6	5	20A0
MVE300/3N-30A0-M	311	3	0.27	1.58	10.2	12	30A0
MVE400/3N-30A0-M	400	4	0.3	1.68	10.7	12	30A0
MVE200/15N-30A0-M	183	2	0.08	0.8	12.1	8	30A0

单 相 SINGLE-PHASE

型号 Type	A	B	C	D	E	F	Ø G	H	I	L	M	N	电线接头 Cable Gland	图号 Fig
MVE60/3N-10A0-M	62-74	106	213	130	136	10	9	50	96	123	45	86	M16×1.5	A
MVE100/3N-10A0-M	62-74	106	213	130	136	10	9	50	96	123	45	86	M16×1.5	A
MVE200/3N-20A0-M	62-74	106	233	130	158	12	9	65	125	125	54	112	M20×1.5	A
MVE300/3N-30A0-M	90	125	255	150	174	14	13	79	150	171	42	135	M20×1.5	B
MVE400/3N-30A0-M	90	125	278	150	174	14	13	79	150	171	53.5	135	M20×1.5	B
MVE200/15N-30A0-M	90	125	278	150	174	14	13	79	150	171	53.5	135	M20×1.5	B

微型 MICRO - 3000 rpm



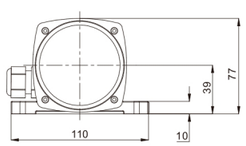

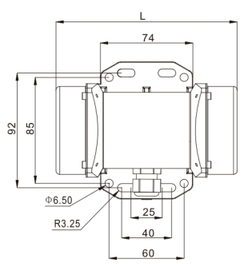

单 相 SINGLE-PHASE

型号 Type	电压 Volt V	激振力 Force kg	激振力 Force kN	输出功率 Power W	电流 (220V/50Hz) Current A max	重量 Weight kg	总长 L Total length mm	电缆长度 Cable Length m
MVE21N-MICRO-M	220	22	0.2	30	0.1	1.8	145	1+1
MVE41N-MICRO-M	220	40	0.4	70	0.4	2.2	161	1+1

三 相 THREE-PHASE

型号 Type	电压 Volt V	激振力 Force kg	激振力 Force kN	输出功率 Power W	电流 (380V/50Hz) Current A max	重量 Weight kg	总长 L Total length mm	电缆长度 Cable Length m
MVE21N-MICRO	380	22	0.2	30	0.11	1.8	145	1
MVE41N-MICRO	380	40	0.4	70	0.25	2.2	161	1

* 机座号SIZE20A0

标准系列 MVE STANDARD RANGE

直流 DC DIRECT CURRENT - 3000 rpm

B

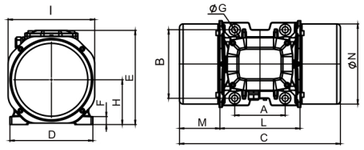

*

A

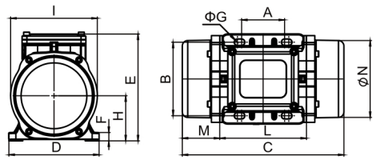

F

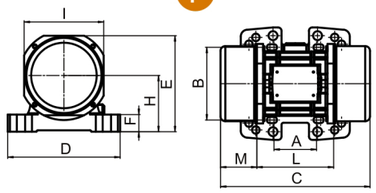

型号 Type	电压 Volt V	激振力 Force kg	激振力 Force kN	振次 Ferquency r/min	激振功率 Power kW	电流 Current A	重量 Weight kg	机座号 Size
MVE50/3N-DC-10A0-24V	24	50	0.5	3000	0.1	4.2	4.5	10A0
MVE50/3N-DC-10A0-12V	12	50	0.5	3000	0.1	9.4	4.5	10A0
MVE200/3N-DC-23A0-24V	24	200	2	3000	0.16	6.67	6.5	23A0
MVE200/3N-DC-23A0-12V	12	200	2	3000	0.16	13.3	6.5	23A0
MVE500/3N-DC-40A0-24V	24	530	5	3000	0.25	11	14.4	40A0
MVE1500/3N-DC-50A0-24V	24	1616	15	3000	0.52	21.5	21.8	50A0
MVE100/3N-BLDC-10A0-24V	24	99	1	3000	0.16	6.7	4.9	10A0
MVE200/3N-BLDC-20A0-24V	24	198	2	3000	0.16	6.7	6.6	20A0
MVE200/3N-BLDC-23A0-24V	24	198	2	3000	0.16	6.7	6.6	23A0
MVE500/3N-BLDC-40A0-24V	24	530	5	3000	0.22	10.6	14.4	40A0
MVE1500/3N-BLDC-50A0-24V	24	1616	15	3000	0.43	20.5	21.8	50A0

型号 Type	A	B	C	D	E	F	Ø G	H	I	L	M	N	电线接头 Cable Gland	图号 Fig
MVE50/3N-DC-10A0-24V	62-74	106	213	130	136	10	9	50	96	123	45	86	M16x1.5	A
MVE50/3N-DC-10A0-12V	62-74	106	213	130	136	10	9	50	96	123	45	86	M16x1.5	A
MVE200/3N-DC-23A0-24V	62-74	106	218	164	140	25	9	82	116	123	53	110	M20x1.5	F
MVE200/3N-DC-23A0-12V	62-74	106	218	164	140	25	9	82	116	123	53	110	M20x1.5	F
MVE500/3N-DC-40A0-24V	105	140	331	170	197	20	13	92	174	175	78	160	M20x1.5	B
MVE1500/3N-DC-50A0-24V	120	170	327	208	211	22	17	96	185	197	65	170	M20x1.5	B
MVE100/3N-BLDC-10A0-24V	62-74	106	213	130	136	10	9	50	96	123	45	86	M16x1.5	A
MVE200/3N-BLDC-20A0-24V	62-74	106	233	130	158	12	9	65	125	125	54	112	M16x1.5	A
MVE200/3N-BLDC-23A0-24V	62-74	106	233	130	158	12	9	65	125	125	54	112	M16x1.5	A
MVE500/3N-BLDC-40A0-24V	105	140	331	170	197	20	13	92	174	175	78	160	M20x1.5	B
MVE1500/3N-BLDC-50A0-24V	120	170	327	208	211	22	17	96	185	197	65	170	M20x1.5	B

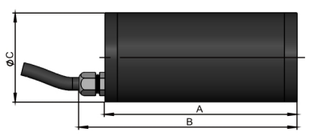

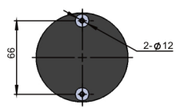

型号 Type	电压 Volt V	激振力 Force kg	激振力 Force kN	振次 Ferquency r/min	激振功率 Power kW	电流 Current A	重量 Weight kg	A	B	C	电线接头 Cable Gland
60/3N-DC-SIA0-12V	12	60	0.6	3000	0.1	12.7	3.8	167	189	80	M16X1.5
60/3N-DC-SIA0-24V	24	60	0.6	3000	0.1	6.4	3.8				M16X1.5
60/3N-DC-SIA0-36V	36	60	0.6	3000	0.1	4	3.8				M16X1.5
100/3N-DC-SIA0-24V	24	100	1.0	3000	0.11	7	4.8	207	230	80	M16X1.5
100/3N-DC-SIA0-36V	36	100	1.0	3000	0.11	4.5	4.9				M16X1.5
100/3N-DC-SIA0-12V	12	100	1.0	3000	0.11	14	4.8				M16X1.5

* 机座号SIZE23

防爆系列 MVE-D EXPLOSION-PROOF

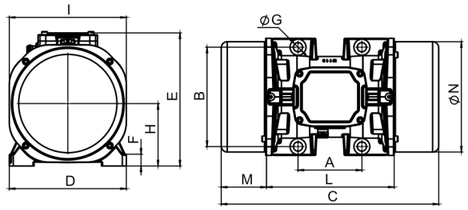

图A

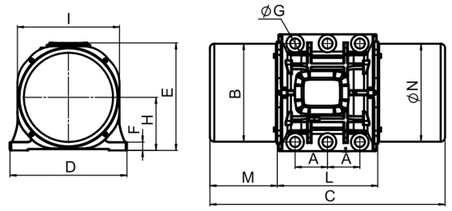

图B

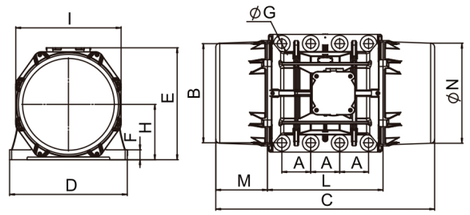

图C

型号 Type	激振力 Force kg	激振力 Force kN	同步转速 synchro-speed r/min	输出功率 Output Power kW	电流 Current A max	重量 Weight kg	机座号 Size	图号
MVE800/3D	788	8	3000	0.55	1.45	39.6	SIZE50D	A
MVE1200/3D	1018	10	3000	0.75	1.85	41.1	SIZE50D	A
MVE1300/3D	1386	13	3000	1.1	2.44	42.2	SIZE50D	A
MVE1600/3D	1571	16	3000	1.25	2.94	64.9	SIZE60D	A
MVE2000/3D	2033	20	3000	2	4.07	67	SIZE60D	A
MVE2300/3D	2310	23	3000	2	4.44	68.3	SIZE60D-A1	A
MVE3200/3D	3250	32	3000	2.2	5.3	116	SIZE75D	A
MVE4000/3D	4030	40	3000	2.3	5.3	119.2	SIZE75D	A
MVE5000/3D	5070	50	3000	3.5	7.22	126.5	SIZE75D	A
MVE 6501/3D	6500	65	3000	4.4	9.8(△)	224.5	SIZE85D	A
MVE 9001/3D	9030	90	3000	5.3	11.2(△)	236.9	SIZE85D	A
MVE700/15D	693	7	1500	0.37	1.32	47.1	SIZE50D	A
MVE1100/15D	1045	11	1500	0.4	1.40	53.1	SIZE50D	A
MVE1400/15D	1406	14	1500	0.45	1.78	75.6	SIZE60D	A
MVE1700/15D	1757	17	1500	0.75	2.09	79.2	SIZE60D-A1	A
MVE2400/15D	2420	24	1500	1	3.2	88.3	SIZE60D-A1	A
MVE2500/15D	2500	25	1500	1.2	3.4	103.7	SIZE70D	A
MVE3000/15D	3065	30	1500	1.5	3.68	112.1	SIZE70D	A
MVE3800/15D	3830	38	1500	1.72	4.15	141.1	SIZE75D	A
MVE4300/15D	4312	43	1500	1.94	4.5	146.4	SIZE75D	A
MVE5500/15D	5576	55	1500	2.2	6.5	207.3	SIZE80D	A
MVE7201/15D	7191	72	1500	5	11.5(△)	250.5	SIZE85D	A
MVE9001/15D	8933	90	1500	5	11.5(△)	257.1	SIZE85D	A
MVE10001/15D	10152	100	1500	5.8	13.5(△)	334.5	SIZE90D	B
MVE300/1D	308	3	1000	0.16	0.67	46.7	SIZE50D	A
MVE500/1D	510	5	1000	0.37	1.22	53.7	SIZE50D	A
MVE800/1D	781	7.8	1000	0.45	1.26	77.5	SIZE60D	A
MVE1100/1D	1067	11	1000	0.55	1.42	84.9	SIZE60D-A1	A
MVE1500/1D	1500	15	1000	0.7	2	99.7	SIZE60D	A
MVE1620/1D	1622	16	1000	0.75	2.06	114.8	SIZE70D	A

型号 Type	A	B	C	D	E	F	ØG	H	I	L	M	N	电线接头 Cable Gland	图号
MVE800/3D	120	170	335	209	249	27	Φ17	103	185	205	65	166	NPT3"/4	A
MVE1200/3D	120	170	335	209	249	27	Φ17	103	185	205	65	166	NPT3"/4	A
MVE1300/3D	120	170	335	209	249	27	Φ17	103	185	205	65	166	NPT3"/4	A
MVE1600/3D	140	190	478	234	281	25	Φ17	124	240	254	112	221	NPT3"/4	A
MVE2000/3D	140	190	478	234	281	25	Φ17	124	240	254	112	221	NPT3"/4	A
MVE2300/3D	140	190	478	234	281	25	Φ22	124	240	254	112	221	NPT3"/4	A
MVE3200/3D	155	255	554	302	326	30	Φ23.5	150	280	304	125	264	NPT3"/4	A
MVE4000/3D	155	255	554	302	326	30	Φ23.5	150	280	304	125	264	NPT3"/4	A
MVE5000/3D	155	255	618	302	326	30	Φ23.5	150	280	304	157	264	NPT3"/4	A
MVE 6501/3D	200	320	624	385	400	40	Φ28	203	394	364	130	378	M32X1.5	A
MVE 9001/3D	200	320	624	385	400	40	Φ28	203	394	364	130	378	M32X1.5	A
MVE700/15D	120	170	405	209	249	27	Φ17	103	185	205	100	166	NPT3"/4	A
MVE1100/15D	120	170	467	209	249	27	Φ17	103	185	205	131	166	NPT3"/4	A
MVE1400/15D	140	190	478	234	281	25	Φ17	124	240	254	112	221	NPT3"/4	A
MVE1700/15D	140	190	478	234	281	25	Φ22	124	240	254	112	221	NPT3"/4	A
MVE2400/15D	140	190	522	234	281	25	Φ22	124	240	254	134	221	NPT3"/4	A
MVE2500/15D	155	225	526	274	309	32	Φ22	140	256	279	124	235	NPT3"/4	A
MVE3000/15D	155	225	587	274	309	32	Φ22	140	256	279	154	235	NPT3"/4	A
MVE3800/15D	155	255	618	302	326	30	Φ23.5	150	280	304	157	264	NPT3"/4	A
MVE4300/15D	155	255	618	302	326	30	Φ23.5	150	280	304	157	264	NPT3"/4	A
MVE5500/15D	180	280	613	330	375	33	Φ26	176	330	358	127.5	310	NPT3"/4	A
MVE7201/15D	200	320	624	385	400	40	Φ28	203	394	364	130	378	M32X1.5	A
MVE9001/15D	200	320	624	385	400	40	Φ28	203	394	364	130	378	M32X1.5	A
MVE10001/15D	125	380	728	452	415	40	Φ39	205	394	388	170	378	M32X1.5	B
MVE300/1D	120	170	405	209	249	27	Φ17	103	185	205	100	166	NPT3"/4	A
MVE500/1D	120	170	467	209	249	27	Φ17	103	185	205	131	166	NPT3"/4	A
MVE800/1D	140	190	478	234	281	25	Φ17	124	240	254	112	221	NPT3"/4	A
MVE1100/1D	140	190	522	234	281	25	Φ22	124	240	254	134	221	NPT3"/4	A
MVE1500/1D	140	190	598	234	281	25	Φ17	124	240	254	172	221	NPT3"/4	A
MVE1620/1D	155	225	587	274	309	32	Φ22	140	256	279	154	235	NPT3"/4	A

注：1.可根据客户需求定制特殊电压；2.可根据客户需求加工Friedrich、Invicta等电机安装孔；3.(◇)标示380V/50Hz下“△”接法的电流，没标是指“Y”型接法380V/50Hz下的电流。

防爆系列 MVE-D EXPLOSION-PROOF

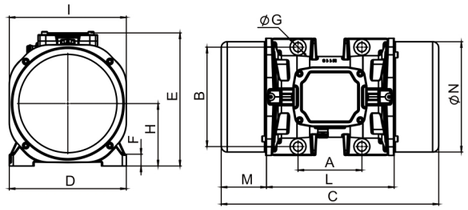

图A

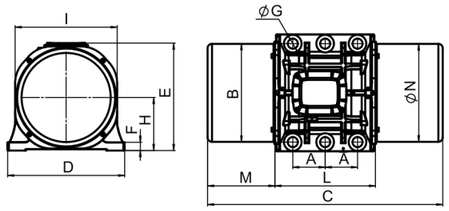

图B

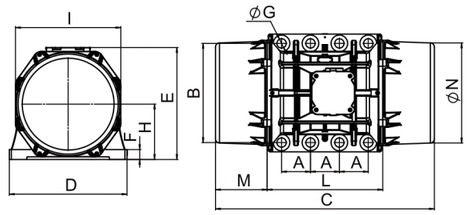

图C

型号 Type	激振力 Force kg	激振力 Force kN	同步转速 synchro-speed r/min	输出功率 Output Power kW	电流 Current A max	重量 Weight kg	机座号 Size	图号
MVE2100/1D	2026	21	1000	1.1	2.88	128.2	SIZE70D	A
MVE2600/1D	2573	26	1000	1.5	3.63	163.8	SIZE75D	A
MVE3000/1D	2931	30	1000	1.7	4.17	172.7	SIZE75D	A
MVE3800/1D	3838	38	1000	2	4.67	230.9	SIZE80D	A
MVE4700/1D	4721	47	1000	2.35	6.01	251.5	SIZE80D	A
MVE 5201/1D	5193	52	1000	2.3	6.5	262.6	SIZE85D	A
MVE 6501/1D	6491	65	1000	4	9.4	292.1	SIZE85D	A
MVE 7201/1D	7250	72	1000	4	9.4	301.0	SIZE85D	A
MVE 8001/1D	8056	80	1000	4	9.4(△)	315.5	SIZE85D	A
MVE 9001/1D	9098	90	1000	4	9.4(△)	328.5	SIZE85D	A
MVE 10001/1D	10106	100	1000	5.5	13.3(△)	403.7	SIZE90D	B
MVE 11401/1D	11450	114	1000	5.5	13.3(△)	423.2	SIZE90D	B
MVE 13001/1D	13276	130	1000	7.5	16.5(△)	450.9	SIZE90D	B
MVE15000/1D	15077	144	1000	9	17(△)	701.2	SIZE105D	C
MVE17500/1D	17855	176	1000	11	20.18(△)	758.7	SIZE105D	C
MVE19500/1D	20056	199	1000	12	22(△)	791.9	SIZE105D	C
MVE250/075D	180	2	750	0.12	0.67	46.9	SIZE50D	A
MVE400/075D	264	2.5	750	0.12	0.73	53.3	SIZE50D	A
MVE650/075D	431	4.5	750	0.2	0.96	77.3	SIZE60D	A
MVE900/075D	589	6	750	0.25	1.86	86.3	SIZE60D-A1	A
MVE1300/075D	941	9	750	0.45	1.86	114.7	SIZE70D	A
MVE2100/075D	1468	15	750	1	2.81	163.4	SIZE75D	A
MVE3100/075D	2137	21	750	1.4	3.79	231.1	SIZE80D	A
MVE3800/075D	2633	25	750	1.75	4.5	251.7	SIZE80D	A
MVE 4201/075D	2962	30	750	2	6.5	261.3	SIZE85D	A
MVE 5301/075D	3759	35	750	3.3	8.5	289.1	SIZE85D	A
MVE 6501/075D	4588	45	750	3.3	8.5	306.3	SIZE85D	A
MVE 10001/075D	6935	70	750	5	14.5(△)	438.1	SIZE90D	B
MVE14000/075D	11581	114	750	7.4	15.8(△)	763.2	SIZE105D	C
MVE17000/075D	13852	135	750	8.4	17.86(△)	838.9	SIZE105D	C

型号 Type	A	B	C	D	E	F	ØG	H	I	L	M	N	电线接头 Cable Gland	图号
MVE2100/1D	155	225	647	274	309	32	Φ22	140	256	279	184	235	NPT3"/4	A
MVE2600/1D	155	255	740	302	326	30	Φ23.5	150	280	304	218	264	NPT3"/4	A
MVE3000/1D	155	255	740	302	326	30	Φ23.5	150	280	304	218	264	NPT3"/4	A
MVE3800/1D	180	280	693	330	375	33	Φ26	176	330	358	168	310	NPT3"/4	A
MVE4700/1D	180	280	745	330	375	33	Φ26	176	330	358	194	310	NPT3"/4	A
MVE5201/1D	200	320	704	385	400	40	Φ28	203	394	364	170	378	M32X1.5	A
MVE6501/1D	200	320	704	385	400	40	Φ28	203	394	364	170	378	M32X1.5	A
MVE7201/1D	200	320	774	385	400	40	Φ28	203	394	364	205	378	M32X1.5	A
MVE8001/1D	200	320	774	385	400	40	Φ28	203	394	364	205	378	M32X1.5	A
MVE9001/1D	200	320	774	385	400	40	Φ28	203	394	364	205	378	M32X1.5	A
MVE10001/1D	125	380	908	452	415	40	Φ39	205	394	388	260	378	M32X1.5	B
MVE11401/1D	125	380	908	452	415	40	Φ39	205	394	388	260	378	M32X1.5	B
MVE13001/1D	125	380	948	452	415	40	Φ39	205	394	388	280	378	M32X1.5	B
MVE15000/1D	140	480	980	670	542	48	Φ45	268	510	560	210	490	M32X1.5	C
MVE17500/1D	140	480	1060	670	542	48	Φ45	268	510	560	250	490	M32X1.5	C
MVE19500/1D	140	480	1060	670	542	48	Φ45	268	510	560	250	490	M32X1.5	C
MVE250/075D	120	170	405	209	249	27	Φ17	103	185	205	100	167	NPT3"/4	A
MVE400/075D	120	170	467	209	249	27	Φ17	103	185	205	131	167	NPT3"/4	A
MVE650/075D	140	190	478	234	281	25	Φ17	124	240	254	112	221	NPT3"/4	A
MVE900/075D	140	190	522	234	281	25	Φ22	124	240	254	134	221	NPT3"/4	A
MVE1300/075D	155	225	587	274	309	32	Φ22	140	256	279	154	235	NPT3"/4	A
MVE2100/075D	155	255	740	302	326	30	Φ23.5	150	280	304	218	264	NPT3"/4	A
MVE3100/075D	180	280	693	330	375	33	Φ26	176	330	358	168	310	NPT3"/4	A
MVE3800/075D	180	280	745	330	375	33	Φ26	176	330	358	194	310	NPT3"/4	A
MVE4201/075D	200	320	704	385	400	40	Φ28	203	394	364	170	378	M32X1.5	A
MVE5301/075D	200	320	704	385	400	40	Φ28	203	394	364	170	378	M32X1.5	A
MVE6501/075D	200	320	774	385	400	40	Φ28	203	394	364	205	378	M32X1.5	A
MVE10001/075D	125	380	948	452	415	40	Φ39	205	394	388	280	378	M32X1.5	B
MVE14000/075D	140	480	1060	670	542	48	Φ45	268	510	560	250	490	M32X1.5	C
MVE17000/075D	140	480	1120	670	542	48	Φ45	268	510	560	280	490	M32X1.5	C

注：1.可根据客户需求定制特殊电压；2.可根据客户需求加工Friedrich、Invicta等电机安装孔；3.(△)标示380V/50Hz下“△”接法的电流，没标是指“Y”型接法380V/50Hz下的电流。

安装使用 Installation

安 装 Mounting

振动电机的安装面必须平整，安装表面的平面度公差应低于0.25mm，以确保螺栓拧紧时振动电机壳体产生的内应力最小，从而避免底脚的断裂。

振动电机底脚螺栓应根据孔径选用相应不低于8.8级的高强度螺栓和8级的螺母及平垫。

下表是各类相关螺栓的拧紧力矩，请务必按相对应的力矩拧紧底脚螺栓。

The baseplate surface where the vibrator motor is mounted, has an allowable tolerance of 0.25mm, so that the surface rests uniformly against each other to avoid internal tension, that may cause breakage of the foot of the vibrator motor.

Use 8.8 type bolts, 8.0 type nuts and flat washers that belongs to category A EN ISO 7089/7092.

The graph below show the correct torque settings for the different bolt sizes used on the motor vibrators.

电机/设备安装面 Motor / Machine interface

螺栓 Screw		垫片 Washer		拧紧力矩 Clamping torque	
公制 Metric	英制 Imperial	公制 Metric	英制 平垫 Imperial Flat washer	(Nm)	(ft-lb)
M6	1/4"	6.4 x 12	1/4"	9	6.5
M8	5/16"	8.4 x 16	5/16"	23	16.5
M10	3/8"	10.5 x 20	3/8"	45	33
M12	1/2"	13 x 24	1/2"	80	58
M16	5/8"	17 x 30	5/8"	185	137
M20	13/16"	21 x 37	13/16"	373	275
M22	7/8"	23 x 39	7/8"	550	411
M24	15/16"	25 x 44	15/16"	696	513
M27	1"	28 x 50	1"	873	645
M36	1-3/8"	37 x 66	1-3/8"	1,864	1,370
M42	1-5/8"	43 x 78	1-5/8"	2,850	2,102

固 定 FIXING

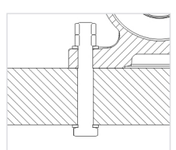

通孔+螺栓+平垫+螺母
Smooth through hole
+ screw + flat washer
+ nut and counternut

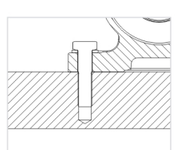

盲孔+螺栓+平垫
Tapped threaded hole
+ screw + flat washer

安装面平面度公差 SURFACE FLATNESS TOLERANCE

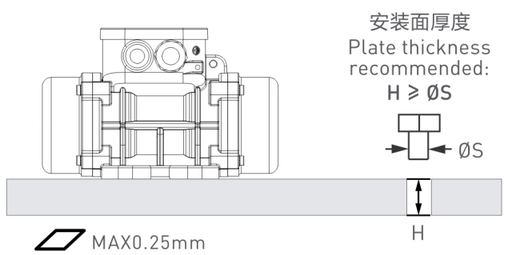

安装面经过加工且禁止涂漆
MACHINED & NOT PAINTED
SUPPORT PLATE

电气连接 Electrical connection

确保电压和频率与振动电机铭牌上的数值一致。

将电源线穿过电缆接头，电缆线导体标称截面应符合所需要求。

请严格按图接线并用图示力矩拧紧接线螺母。

注意电源线中的黄绿双色线应可靠接地！

盖上接线盒盖之前请确保垫圈位置摆放正确，以保证达到防护等级。

更多安装信息请查看产品使用说明书。

Make sure the voltage and frequency supply match the ones indicated on the rating plate of the electric vibraotr.

Insert the power cable through the cable gland. Use only conductors that have a suitable cross-section.

Connect the lead wire to the pins (as shown in the diagram below) and tighten them with the specified torque.

Do not forget to fix the earthing cable to the provided studs (compulsory connection)!

Before closing the junction box make sure the cover gasket is properly fitted in order to keep the specified IP protection.

For more details about motor installation refer to product manuals.

接线螺母力矩 Junction box nuts tightening torque		
螺栓 Screw	Nm	ft*lb
M4	2.5	1.84
M5	4	2.95
M6	5	3.69
M8	6	4.43
M10	8	5.90

接线图 TERMINAL CONNECTIONS

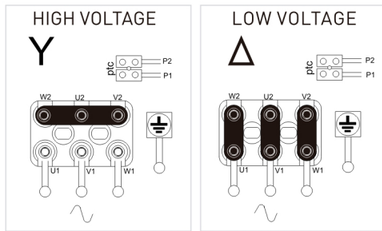

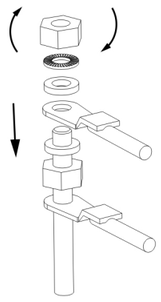

过载保护 Overload protection

所有振动电机必须外接过载保护装置。

当两台振动电机同时使用时，每台都需连接过载保护装置，且这两台过载保护装置是联动的，即一台振动电机停止运行时，另一台振动电机也会立刻停止运行。

All electric vibrators MUST be connected to a suitable external overload protection.

When using two electric vibrators in sync, each of them has to be connected to an external overload protector and these overload protectors must be interlocked to make sure both motors are stopped if one fails.

激振力调节 VIBRATION INTENSITY ADJUST

偏心块调节 - 类型A
Adjustable masses - Type A

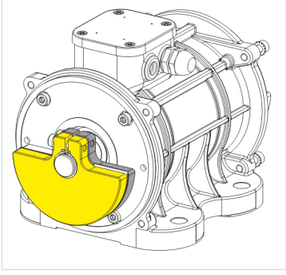

100%激振力
MASSES AT 100%

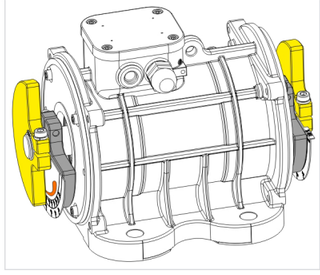

正确调节
ADJUSTED MASSES

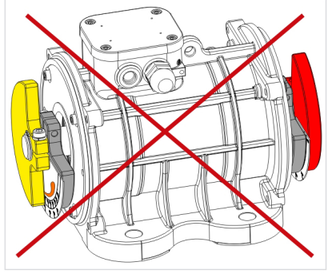

错误调节
WRONG ADJUSTED MASSES

根据偏心块指示牌调节所需激振力：总是从指示牌上粗的标识向细的标识调节。

Rotate the mass following the design on the plate: from the thicker tip towards the thin tip.

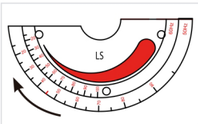

偏心块旋转方向和接线头相反。

Rotate the masses in the opposite direction to the cable gland.

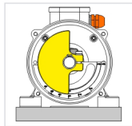

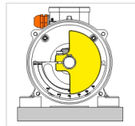

偏心块调节 - 类型B
Adjustable masses - Type B

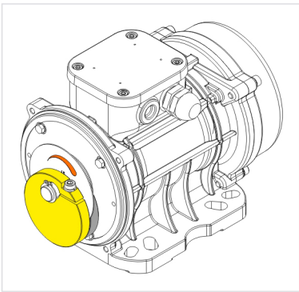

100%激振力
MASSES AT 100%

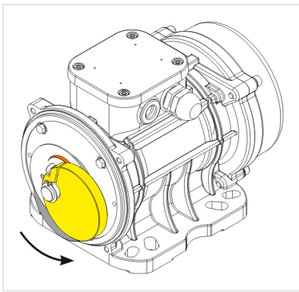

正确调节
ADJUSTED MASSES

根据偏心块槽口对准指示牌上数据调节激振力。

The fissure in the mass indicates the degree of adjustment.



根据偏心块指示牌调节所需激振力：总是从指示牌上粗的标识向细的标识调节。

Rotate the mass following the design on the plate: from the thicker tip towards the thin tip.

偏心块调节 - 类型C
Adjustable masses - Type C (blade masses)

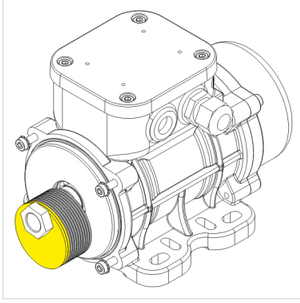

100%激振力
MASSES AT 100%

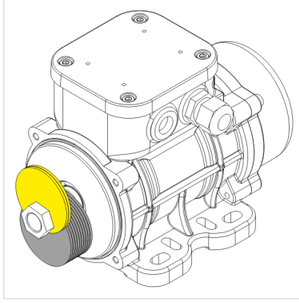

正确调节
ADJUSTED MASSES

片状偏心块总数 Number of blades	5+5	8+8	9+9	12+12
两边各翻起一片所减少的激振力（%） The force reduced if turn up one blade on both side	40	25	22.2	16.7

警告：安装前请勿对新电机添加油脂。
Warning: DO NOT grease new motors before installation.

欧力小功率振动电机采用专用滚珠轴承，已注入专用的润滑油脂，无需维护；大功率振动电机采用专用圆柱滚子轴承，出厂前已添加足量油脂。

OLI motors with roller bearings already come from the factory filled with the right quantity of grease while those with ball bearing do not need greasing.